











## Sonesta Resort Hilton Head Island

|                                   | Square Footage /  | Dimensions LxW  | Chandelier / Ceiling Height  | Theater  | Banquet  | Classroom  | Boardroom  | Reception  | U-Shape  | Hollow Square  |
|-----------------------------------|--|--|---|---|---|---|---|---|---|---|
| Santee Ballroom                   | 9,880  | 76' x 130'   | 16  | 1,110   | 800   | 650   | --  | 1,100   | --  | --  |
| Salons A, B, C, F, G & H (each)   | 775  | 25' x 31'  | 14  | 75  | 60  | 40  | 35  | 60  | 30  | --  |
| Salons A,B,C and H,G,F (combined) | 2,356  | 76' x 31'  | 14  | 225   | 200   | 150   | --  | 225   | --  | --  |
| Salon D or E                      | 2,508  | 76' x 33'  | 16  | 250   | 210   | 160   | --  | 240   | --  | --  |
| Hampton                           | 154  | 14' x 11'  | 9   | --  | 12  | --  | 12  | --  | --  | --  |
| Beaufort Boardroom                | 264  | 12' x 22'  | 9   | --  | 12  | --  | 12  | --  | --  | --  |
| Savannah Junior Ballroom          | 2,600  | 50' x 52'  | 10  | 250   | 80  | 120   | --  | 300   | --  | --  |
| Savannah A                        | 1,456  | 28' x 52'  | 10  | 150   | 110   | 70  | --  | 175   | --  | --  |
| Savannah B                        | 1,144  | 22' x 52'  | 10  | 100   | 70  | 50  | --  | 120   | --  | --  |
| Bayley's Terrace                  | 900  | 0' x ' '   |   | --  | --  | --  | --  | 80  | --  | --  |
| Heyward's Terrace                 | 2,000  | 0' x ' '   |   | --  | --  | --  | --  | 150   | --  | --  |
| Berkeley                          | 560  | 28' x 20'  | 8   | 50  | 30  | 25  | 25  | 35  | 20  | --  |
| Charleston                        | 700  | 28' x 25'  | 8   | 60  | 35  | 30  | 30  | 40  | 25  | --  |
| Dorchester                        | 700  | 28' x 25'  | 8   | 60  | 35  | 30  | 30  | 40  | 25  | --  |
| Jasper                            | 700  | 28' x 25'  | 8   | 60  | 35  | 30  | 30  | 40  | 25  | --  |
| Oceanfront Beach Pavillion        | 7,000  | 0' x ' '   |   | --  | 450   | --  | --  | 600   | --  | --  |
| Shipyard Beach Club Dining Room   | 1,800  | 60' x 30'  | 10  | 120   | 110   | 60  | 60  | 160   | 44  | --  |
| Shipyard Beach Club Outdoor Deck  | 1,500  | 0' x ' '   |   | --  | 60  | --  | --  | 100   | --  | --  |