




























## The Greenbrier

	Square Footage /	Dimensions LxW	Chandelier / Ceiling Height	Theater 	Banquet 	Classroom 	Boardroom 	Reception 	U-Shape 	Hollow Square 
Adams	672	24' x 27'	12	75	40	25	16	60	19	16
Arthur Room	250	25' x 10'	9	24	16	16	10	25	--	--
Buchanan Room	377	29' x 13'	8	25	20	12	16	30	--	--
Cameo Ballroom	2,790	45' x 62'	15	30	240	140	50	400	65	80
Champions Room	1,827	29' x 63'	10	200	170	45	35	200	45	50
Chesapeake Bay	1,262	47' x 27'	12	70	60	40	30	125	35	40
Chesapeake Room	5,472	72' x 76'	22	549	360	308	60	600	70	104
Colonial Hall	16,128	112' x 144'	22	1,600	1,100	800	--	2,000	--	--
Colonial Lounge	1,632	24' x 35'	25	--	70	--	--	100	--	--
Colonial Terrace	13,420	110' x 122'		--	340	--	--	800	--	--
Crystal Room	3,040	80' x 38'	19	274	170	60	60	200	72	76
Culinary Arts Center	4,900	70' x 70'	8	4,900	300	160	--	250	--	--
Eisenhower Room	5,400	90' x 60'	11	300	400	312	65	750	76	100
Eisenhower A	1,800	30' x 60'	11	100	100	70	40	250	45	55
Eisenhower B	1,800	30' x 60'	11	100	100	70	40	250	45	55
Eisenhower C	1,800	30' x 60'	11	100	100	70	40	250	45	55
Eisenhower Foyer	4,296	67' x 91'	10	--	--	--	--	300	--	--
Exhibit Center	16,554	89' x 186'	18	--	550	--	--	2,000	--	--
Fillmore	1,152	32' x 36'	8	50	70	48	18	200	20	30
Fillmore/Van Buren	1,152	32' x 36'	8	70	100	60	30	200	36	38
Founders Park	--	0' x 1'		--	1,200	--	--	550	--	--

	Square Footage / 	Dimensions LxW 	Chandelier / Ceiling Height 	Theater 	Banquet 	Classroom 	Boardroom 	Reception 	U-Shape 	Hollow Square 
Garfield	448	16' x 27'	12	448	20	50	12	40	13	12
Governor's Hall	4,052	78' x 52'	9	326	--	--	--	--	--	--
Grant	448	32' x 14'	8	25	30	12	20	20	--	--
Gun Club	660	33' x 20'	9	30	20	12	16	40	--	--
Hayes	1,470	49' x 30'	14	90	200	70	32	100	34	40
Howard's Creek Lodge	1,568	28' x 56'	11	125	100	75	40	200	36	36
Jackson Room	416	32' x 12'	8	25	20	15	15	30	--	--
Jefferson	3,190	56' x 58'	15	350	170	130	70	300	90	77
Johnson A	317	20' x 17'	9	32	20	18	12	20	12	15
Johnson B	320	20' x 15'	9	32	20	18	12	20	12	15
Johnson A & B	670	20' x 33'	9	670	20	50	26	40	24	27
Kate's Mountain Lodge	2,883	39' x 73'	13	90	600	60	--	200	--	--
Kennedy	980	31' x 31'	12	100	50	40	24	90	28	24
Kennedy A	490	15' x 31'	12	490	20	50	12	45	14	12
Kennedy B	490	15' x 31'	12	50	20	20	12	45	14	12
Knowland	730	3' x 10'	9	72	40	42	24	60	26	30
Madison	528	16' x 31'	12	50	20	20	13	50	15	13
Martin	730	3' x 10'	9	72	40	42	24	60	26	30
McKinley	1,330	35' x 38'	14	70	80	60	28	125	40	42
Monroe Room	120	10' x 12'	8	12	8	8	8	20	--	--
Mountain View Terrace	7,221	0' x 15'		--	400	--	--	700	--	--
Mountain View Terrace (covered)	5,038	42' x 119'	15	--	300	--	--	500	--	--
Mountain View Terrace (Uncovered)	2,183	37' x 59'	15	--	100	--	--	200	--	--
Mountaineer Room	1,161	48' x 27'	8	97	--	--	--	--	--	--
Old White Patio	2,955	54' x 94'		--	200	--	--	80	--	--
Outdoor Pool	400	0' x ' '		--	240	--	--	150	--	--
Pierce Room	512	32' x 16'	8	25	20	--	20	30	--	--
Prime 44 Vineyard	616	22' x 28'	9	40	30	22	16	50	--	--

	Square Footage / 	Dimensions LxW 	Chandelier / Ceiling Height 	Theater 	Banquet 	Classroom 	Boardroom 	Reception 	U-Shape 	Hollow Square 
Prime 44 Vineyard Lounge	450	30' x 15'	9	40	30	32	16	50	--	--
Rayburn Room	680	68' x 10'	9	--	40	--	--	15	54	--
Rayburn A	345	34' x 10'	9	345	20	--	--	15	27	--
Rayburn B	345	41' x 10'	9	345	15	--	--	20	27	--
Reagan	495	15' x 31'	12	45	20	20	12	45	14	12
Rhododendron Cafe	480	20' x 24'	9	--	35	--	--	20	--	--
Rhododendron Terrace	4,000	100' x 40'		--	200	--	--	120	--	--
Roosevelt	3,190	56' x 57'	15	350	170	130	70	300	90	77
Roosevelt A	1,595	28' x 28'	15	175	80	65	35	150	45	38
Roosevelt B	1,595	28' x 28'	15	175	80	65	35	150	45	38
Sam Snead Golf Academy	5,696	89' x 64'	10	100	70	--	--	90	--	--
Spring Room	544	17' x 32'	15	50	40	24	24	100	--	--
Stewart Room	670	67' x 10'	9	--	40	--	24	30	--	--
Stewart A	320	32' x 10'	9	--	20	--	--	15	27	--
Stewart B	360	36' x 10'	9	--	20	--	--	15	27	--
Taft Foyer	968	8' x 75'	9	--	--	--	--	--	--	--
Taft Room	1,813	49' x 36'	14	80	100	80	28	125	32	40
Theatre	4,256	56' x 76'	16	300	--	--	--	--	--	--
Truman	1,056	30' x 31'	12	115	50	40	25	100	30	25
Truman A	528	15' x 31'	12	55	20	20	13	50	15	13
Truman B	528	15' x 31'	12	55	20	20	13	50	15	13
Tyler	42,586	32' x 19'	8	30	20	--	20	40	--	--
Van Buren Room	416	32' x 13'	8	20	20	15	20	30	--	--
Washington Room	390	30' x 13'	13	35	20	20	18	40	--	--
West Crystal Terrace	25	110' x 122'	25	--	60	--	--	100	--	--
West Virginia Room	1,269	47' x 27'	9	90	70	44	36	125	35	38
Wilson Room	570	30' x 19'	8	25	20	--	20	30	--	--