





















## Atlantis Paradise Island

	Square Footage /	Dimensions LxW	Chandelier / Ceiling Height	Theater	Banquet	Classroom	Boardroom	Reception	U-Shape	Hollow Square
										
Cave Grill	--	0' x '1		--	150	--	--	250	--	--
River Pool Deck	--	0' x '1		--	1,000	--	--	1,400	--	--
Seagrapes Overlook	--	0' x '1		--	75	--	--	100	--	--
Beach Bar	--	0' x '1		--	--	--	--	100	--	--
Lagoon Pool Deck	--	0' x '1		--	500	--	--	1,100	--	--
Water's Edge	--	0' x '1		--	50	--	--	100	--	--
Lagoon Bar & Grill	--	0' x '1		--	60	--	--	100	--	--
Dragons Patio	--	0' x '1		--	40	--	--	100	--	--
West Beach	--	0' x '1		--	600	--	--	900	--	--
Mayan Dune	--	0' x '1		--	200	--	--	300	--	--
Royal Deck	--	0' x '1		--	700	--	--	1,000	--	--
Dig Deck	--	0' x '1		--	450	--	--	800	--	--
Royal Overlook	--	0' x '1		--	40	--	--	60	--	--
Royal Deck	--	0' x '1		--	700	--	--	1,000	--	--
Dive In	--	0' x '1		--	200	--	--	350	--	--
Ripples	--	0' x '1		--	600	--	--	900	--	--
Grotto Pool Deck	--	0' x '1		--	1,050	--	--	1,500	--	--
The Baths Colonnade	--	0' x '1		--	150	--	--	250	--	--
Cove Beach	--	0' x '1		--	200	--	--	300	--	--
Temple Bath Island	--	0' x '1		--	1,000	--	--	1,400	--	--
Dolphin Cay Beach	--	0' x '1		--	200	--	--	280	--	--

	<b>Square Footage</b> / 	<b>Dimensions LxW</b> 	<b>Chandelier / Ceiling Height</b> 	<b>Theater</b> 	<b>Banquet</b> 	<b>Classroom</b> 	<b>Boardroom</b> 	<b>Reception</b> 	<b>U-Shape</b> 	<b>Hollow Square</b> 
Paradise Harbor	--	0' x '		--	4,000	--	--	5,000	--	--
Imperial Ballroom (A-I)	50,000	289' x 165'	26	5,000	2,770	2,380	--	5,000	--	--
Hermes I-III	1,479	29' x 51'	12	148	90	70	--	148	--	--
Eros I-III	1,479	29' x 51'	12	148	90	70	--	148	--	--
Adonis I-IV	3,828	45' x 86'	12	384	210	182	--	384	--	--
Poseidon I-IV	5,568	116' x 48'	12	556	300	265	--	556	--	--
Kronos	504	28' x 18'	10	50	--	--	--	50	--	--
Artemis	420	30' x 14'	10	42	20	--	--	42	--	--
Grand Ballroom	24,804	212' x 115'	24	2,480	1,400	1,080	--	2,480	--	--
Grand Foyer	13,618	0' x '	17	1,362	--	--	--	1,362	--	--
Altropos	540	18' x 30'	9	54	30	26	--	54	--	--
Apollo	1,121	42' x 27'	12	112	60	52	--	112	--	--
Athena	11,121	42' x 27'	12	112	60	52	--	112	--	--
Hera I&II	1,881	57' x 33'	12	188	100	90	--	188	--	--
Minos & Neptune	924	22' x 42'	10	92	50	44	--	92	--	--
Orion & Zeus	1,890	35' x 52'	10	190	100	90	--	190	--	--
Ares & Cleito	1,802	35' x 53'	12	180	100	86	--	180	--	--
Atlantis Boardroom	415	14' x 22'	10	--	--	--	--	--	--	--
Hercules	415	14' x 22'	10	--	--	--	--	--	--	--