


















The Resort at Pelican Hill

	Square Footage /	Dimensions LxW	Chandelier / Ceiling Height	Theater 	Banquet 	Classroom 	Boardroom 	Reception 	U-Shape 	Hollow Square 
Pacific A	1,600	40' x 40'	18	160	100	72	28	120	36	48
Pacific B	1,920	40' x 48'	18	230	120	96	34	160	42	54
Pacific C	1,040	40' x 26'	18	108	60	48	28	80	32	38
Ballroom (A,B,C)	4,560	40' x 114'	18	550	300	220	90	400	12	114
Laguna	880	40' x 22'	15	--	--	--	18	--	--	--
Balboa	1,326	39' x 34'	10	40	72	72	28	90	32	41
Catalina	1,134	27' x 42'	10	80	50	40	31	32	30	36
Lido	999	27' x 37'	10	70	50	30	22	60	24	30
Newport	1,012	46' x 22'	15	80	50	56	31	60	30	36
Mar Vista Lounge	1,225	35' x 35'	14	56	50	30	38	80	24	28
Mar Vista A	1,156	34' x 34'	15	72	50	45	22	100	27	33
Mar Vista B	1,156	34' x 34'	15	112	100	90	40	112	45	54
Mar Vista C	1,156	34' x 34'	15	72	50	45	22	100	27	33
Sun Room (part of Mar Vista B)	728	28' x 26'	25	50	50	--	--	--	--	--
Mar Vista - Total (A,B,C)	4,658	34' x 137'	15	280	210	180	82	400	80	89
La Cappella	2,752	64' x 43'	17	250	140	130	46	180	54	66
La Cappella Foyer	312	12' x 26'	8	--	--	--	--	--	--	--
South Gallery	360	8' x 28'	14	--	--	--	--	--	--	--
West Gallery	270	8' x 27'	14	--	--	--	--	--	--	--
North Gallery	1,050	8' x 111'	12	--	--	--	--	--	--	--
Event Lawn & Rotunda	4,950	110' x 50'		500	300	600	--	--	--	--

	Square Footage / 	Dimensions LxW 	Chandelier / Ceiling Height 	Theater 	Banquet 	Classroom 	Boardroom 	Reception 	U-Shape 	Hollow Square 
Lower Patio	3,150	90' x 35'		275	180	--	--	--	--	--
Mar Vista Terrace	1,886	46' x 41'		80	80	--	--	--	--	--