











The Lodge at Pebble Beach

	Square Footage / 	Dimensions LxW 	Chandelier / Ceiling Height 	Theater 	Banquet 	Classroom 	Boardroom 	Reception 	U-Shape 	Hollow Square 
Card Room	595	17' x 35'	13	35	30	20	--	50	18	--
Centre Room	624	16' x 39'	8	25	30	20	--	40	15	--
Committee Room	1,248	32' x 39'	8	82	60	45	--	120	30	--
Council Room	2,535	65' x 39'	8	168	168	130	--	250	45	--
Library	1,000	25' x 40'	13	48	60	36	--	80	24	--
Pacific Room	720	24' x 30'		--	24	--	--	40	--	--
Stanton Room	416	32' x 13'		--	24	--	--	40	--	--
Pebble Beach Room	2,556	71' x 36'	12	170	170	130	--	250	60	--
Stevenson Room	820	41' x 20'		26	32	18	--	80	--	--
The Beach & Tennis Club	3,648	57' x 64'	11	--	--	--	--	300	--	--