





















## The Wigwam

	Square Footage / 	Dimensions LxW 	Chandelier / Ceiling Height 	Theater 	Banquet 	Classroom 	Boardroom 	Reception 	U-Shape 	Hollow Square 
Wigwam Ballroom	10,800	72' x 150'	18	126	320	108	--	464	65	77
Aztec	2,880	72' x 40'	18	28	180	8	--	128	17	20
Aztec A, B or C	960	24' x 40'	18	8	60	8	--	40	8	10
Hopi or Pima	2,520	72' x 35'	18	28	20	28	--	112	17	20
Pueblo	2,880	72' x 40'	18	28	24	28	--	40	17	12
Pueblo A or C	960	24' x 40'	18	12	24	12	--	40	10	12
Pueblo B and C	1,920	48' x 40'	18	16	120	16	--	80	12	14
1/2 of Wigwam Ballroom	5,400	75' x 72'	18	64	144	64	--	240	24	32
3/4 of Wigwam Ballroom	7,920	72' x 110'	18	90	240	96	--	340	28	36
Mohave Ballroom	5,390	77' x 70'	12	72	200	72	--	240	20	18
Mohave East or West	2,695	77' x 35'	12	36	84	22	--	120	16	18
Sachem Ballroom	5,084	62' x 82'	16	54	140	54	--	240	23	28
Sachem East or West	2,542	62' x 41'	16	24	60	24	--	110	15	18
Kiva and Sahuaro	2,016	28' x 72'	9	27	50	18	--	72	18	20
Kiva East and Kiva West	1,344	28' x 48'	9	9	16	6	--	24	6	8
Sahuaro	672	28' x 24'	9	9	16	6	--	24	8	8
Palo Verde	1,152	32' x 36'	11	16	40	16	--	44	10	12
Palo Verde North or South	576	32' x 18'	11	8	20	6	--	20	5	6
Ozanne Room	1,680	32' x 18'	10	32	60	14	--	72	16	19
Palm Board Room	540	18' x 30'	9	--	--	--	--	--	--	--
Orchard Room	450	0' x 1'		--	--	--	--	--	--	--

	Square Footage / 	Dimensions LxW 	Chandelier / Ceiling Height 	Theater 	Banquet 	Classroom 	Boardroom 	Reception 	U-Shape 	Hollow Square 
Garden Room	450	0' x ' 1		--	--	--	--	--	--	--
Cholla Room	100	10' x 10'	8	--	--	--	--	--	--	--
Arizona Room	1,344	28' x 48'	9	20	40	12	--	60	12	14
Oraibi (Parlor Only)	1,800	0' x ' 1	16	--	--	--	--	60	--	--
Bacabi (Parlor Only)	750	0' x ' 1	12	--	--	--	--	20	--	--
Suites #338-#343	360	24' x 15'	8	20	--	12	--	--	--	--
OURDOOR EVENT AREAS	--	0' x ' 1		--	--	--	--	--	--	--
Wigwam Lawn & Patio	6,500	0' x ' 1		80	150	--	--	500	200	--
Front Lawn	12,000	0' x ' 1		180	320	--	--	400	--	--
Palm Courtyard	4,420	0' x ' 1		16	40	--	--	100	--	--
Junior Golf Lawn	--	0' x ' 1		--	80	--	--	--	--	--
Trellis Garden	6,000	0' x ' 1		72	80	--	--	120	--	--
Litchfield Lawn	6,175	0' x ' 1		48	140	--	--	90	--	--
Litchfield Patio	1,500	0' x ' 1		--	--	--	--	50	--	--
Sachem Terrace	2,800	0' x ' 1		30	64	--	--	90	--	--
Oasis Pool Lawn & Patio	2,500	0' x ' 1		18	60	--	--	60	--	--
Oasis Pool Deck	2,500	0' x ' 1		--	--	--	--	60	--	--
Village Green (Tee Pee)	15,000	0' x ' 1		200	400	--	36	600	--	--
Garden Lawn	1,500	0' x ' 1		36	100	--	--	40	--	--
Red's Bar & Grill Patio	1,500	0' x ' 1		20	--	--	--	40	--	--