





















## The Biltmore

	Square Footage / 	Dimensions LxW 	Chandelier / Ceiling Height 	Theater 	Banquet 	Classroom 	Boardroom 	Reception 	U-Shape 	Hollow Square 
Alhambra	3,744	96' x 39'	25	400	270	200	86	500	90	100
SW Terrace	6,490	0' x '		200	350	--	--	500	--	--
Granada	3,744	96' x 39'	25	400	280	200	86	500	90	100
Center Terrace	5,811	0' x '		200	350	--	--	500	--	--
Back Lawn	2,396	0' x '		200	160	--	--	200	--	--
Majorca	852	35' x 24'	10	70	60	50	28	70	32	40
Marbella	701	35' x 19'	8	80	60	40	28	60	30	36
Prado	1,373	48' x 28'	9	120	80	80	40	100	48	58
Anastasia	734	34' x 21'	9	70	60	48	28	60	30	40
Santiago	262	17' x 14'	9	18	12	8	12	--	--	--
Aragon	1,134	40' x 28'	9	100	80	72	34	90	38	44
Isabella	356	28' x 12'	8	--	--	--	12	--	--	--
Catalonia	365	23' x 15'	9	--	--	--	10	--	--	--
Valencia	334	23' x 14'	11	--	--	--	8	--	--	--
Sevilla	400	27' x 12'	9	--	--	--	10	--	--	--
Stoneman Douglas	2,496	47' x 60'	14	--	--	60	--	--	--	--
Merrick	3,520	59' x 65'	14	--	--	90	--	--	--	--
Tuttle	929	31' x 29'	9	70	60	40	24	80	30	38
Tuttle Terrace	880	0' x '		--	60	--	--	75	--	--
Flagler	871	30' x 31'	9	60	50	40	24	40	25	30
Bowman	1,271	61' x 20'	9	120	100	72	50	120	54	60

	<b>Square Footage</b> / 	<b>Dimensions LxW</b> 	<b>Chandelier / Ceiling Height</b> 	<b>Theater</b> 	<b>Banquet</b> 	<b>Classroom</b> 	<b>Boardroom</b> 	<b>Reception</b> 	<b>U-Shape</b> 	<b>Hollow Square</b> 
Deering	871	30' x 31'	9	60	50	40	24	40	25	30
Lightburn	385	20' x 18'	8	32	20	20	16	--	16	20
Brickell	934	31' x 29'	9	70	60	40	24	80	30	38
Brickell Terrace	880	0' x ' '		--	60	--	--	75	--	--
Cutler	385	20' x 18'	8	--	--	--	10	--	--	--
Danielson Gallery	2,933	57' x 51'	19	200	200	72	44	350	50	58
Boardroom	686	22' x 30'	9	--	--	--	18	--	--	--
CC Ballroom	6,528	136' x 48'	46	600	500	275	124	700	130	140
CC Courtyard	10,420	0' x ' '		400	650	--	--	1,000	--	--
CC Terrace	5,560	0' x ' '		350	350	--	--	500	--	--
Laguna	1,472	46' x 32'	16	80	110	32	40	100	--	--
Fisher	378	21' x 18'	9	30	30	12	18	--	--	--