



















































Fontainebleau Miami Beach

	Square Footage /	Dimensions LxW	Chandelier / Ceiling Height	Theater	Banquet	Classroom	Boardroom	Reception	U-Shape	Hollow Square
										
Fontaine	8,580	127' x 76'	17	594	460	500	88	595	100	120
Fleur De Lis	3,625	96' x 53'	16	240	240	150	44	241	56	72
Fontaine/Fleur De Lis	12,221	0' x ' "		836	700	650	--	836	--	--
Luster Gallerie	10,067	67' x 155'	13	700	570	1,621	--	700	--	--
Sparkle (Highest Point)	31,358	164' x 191'	22	2,128	2,128	1,621	--	2,128	--	--
Sparkle East	17,113	134' x 128'	22	1,200	1,200	850	--	1,200	--	--
Sparkle West	8,619	137' x 62'	18	546	540	486	124	546	144	168
Sparkle East & West	25,778	194' x 137'	22	1,746	1,740	1,300	--	1,744	--	--
Sparkle East and Ocean Promenade	20,895	164' x 128'	22	1,460	1,400	1,060	--	1,460	--	--
Sparkle West and Ocean Promenade	10,418	167' x 65'	18	662	640	561	--	662	--	--
Ocean Promenade East	3,728	127' x 29'	13	260	210	210	118	260	122	130
Ocean Promenade West	1,795	62' x 29'	13	776	90	75	46	776	50	58
Ocean Promenade East and West	5,523	191' x 29'	13	376	310	285	--	376	--	--
Plunge Boardroom #1	606	26' x 22'	9	--	--	--	16	--	--	--
Dive Boardroom #2	673	29' x 22'	9	--	--	--	16	--	--	--
Splash 1	520	26' x 21'	11	34	30	30	18	35	18	20
Splash 2	582	29' x 21'	11	38	30	30	22	39	22	26
Splash 3	582	29' x 21'	11	38	30	30	22	39	22	26
Splash 4	869	40' x 21'	11	60	40	40	28	60	28	32
Splash 1/2	1,108	56' x 21'	11	74	60	63	40	74	40	46
Splash 1/2/3	1,697	86' x 21'	11	112	90	93	62	113	62	72

	Square Footage / 	Dimensions LxW 	Chandelier / Ceiling Height 	Theater 	Banquet 	Classroom 	Boardroom 	Reception 	U-Shape 	Hollow Square 
Splash 1/2/3/4	2,572	127' x 21'	11	172	130	130	90	173	90	104
Splash 2/3	1,170	59' x 21'	11	78	60	63	44	78	44	52
Splash 2/3/4	2,046	10' x 21'	11	138	100	100	72	138	72	94
Splash 3/4	1,458	71' x 21'	11	98	70	70	50	99	50	58
Splash 5	493	25' x 22'	9	32	30	25	16	33	10	12
Splash 6	580	29' x 22'	9	38	30	25	20	39	12	14
Splash 7	556	27' x 22'	9	38	30	25	20	39	10	12
Splash 8	651	33' x 22'	9	44	40	30	24	44	12	14
Splash 5/6	1,077	55' x 22'	9	72	60	50	36	72	22	26
Splash 5/6/7	1,639	83' x 22'	9	110	90	75	56	110	30	40
Splash 5/6/7/8	2,295	116' x 22'	9	152	130	110	80	152	45	50
Splash 6/7	1,142	57' x 22'	9	76	60	50	40	77	22	22
Splash 6/7/8	1,798	90' x 22'	9	120	100	80	64	121	35	40
Splash 7/8	1,212	60' x 22'	9	82	70	55	44	82	30	35
Splash 9	1,185	27' x 47'	11	90	80	70	38	80	42	50
Splash 10	1,284	29' x 47'	11	90	80	70	39	87	42	50
Splash 11	1,303	29' x 47'	11	90	80	70	39	89	42	50
Splash 12	1,108	28' x 47'	11	90	80	70	38	90	42	50
Splash 9/10	2,497	57' x 47'	11	190	160	140	76	167	94	100
Splash 9/10/11	3,784	87' x 47'	11	270	240	210	114	255	126	150
Splash 9/10/11/12	5,194	116' x 47'	11	360	320	280	152	345	168	200
Splash 10/11	2,615	59' x 47'	11	180	160	140	76	175	76	100
Splash 10/11/12	3,972	88' x 47'	11	270	240	210	114	265	126	150
Splash 11/12	2,660	58' x 47'	11	190	160	140	76	178	84	100
Splash 13	600	24' x 28'	9	40	30	30	16	40	18	22
Splash 14	740	29' x 28'	9	50	40	30	22	51	22	26
Splash 15	744	29' x 28'	9	50	40	34	22	51	22	26
Splash 16	831	32' x 28'	9	56	50	40	24	57	26	30

	Square Footage / 	Dimensions LxW 	Chandelier / Ceiling Height 	Theater 	Banquet 	Classroom 	Boardroom 	Reception 	U-Shape 	Hollow Square 
Splash 13/14	1,346	54' x 28'	9	90	70	60	38	91	40	44
Splash 13/14/15	2,097	84' x 28'	9	142	110	94	60	142	62	66
Splash 13/14/15/16	2,934	116' x 28'	9	198	160	140	84	198	94	96
Splash 14/15	1,491	59' x 28'	9	102	80	75	44	102	44	52
Splash 14/15/16	2,328	92' x 28'	9	158	130	104	62	159	76	80
Splash 15/16	1,581	62' x 28'	9	108	90	74	46	108	48	56
Splash 17	644	28' x 24'	9	42	40	35	22	43	24	28
Splash 18	695	30' x 24'	9	46	40	35	22	47	24	28
Splash 17/18	1,347	59' x 24'	9	90	80	70	44	90	48	56
Ripple 1	90	9' x 10'	9	--	--	--	--	--	--	--
Swirl II	226	12' x 18'	9	--	--	--	--	--	--	--
Rush III	89	8' x 10'	9	--	--	--	--	--	--	--
Trickle IV	243	19' x 13'	9	--	--	--	--	--	--	--
Glimmer Corridor	--	148' x 16'	15	--	--	--	--	--	--	--
Glimmer Terrace	6,801	123' x 55'		--	400	--	--	520	--	--
Glimmer 1	2,399	34' x 56'	15	150	100	90	44	19	55	66
Glimmer 2	2,600	37' x 54'	15	150	100	90	44	137	55	66
Glimmer 3	2,578	37' x 52'	15	150	100	90	44	134	55	66
Glimmer 4	2,489	37' x 57'	15	150	100	90	44	140	55	66
Glimmer 5	5,319	70' x 58'	15	280	240	220	84	281	94	114
Glimmer 6	2,760	37' x 58'	15	140	100	90	44	137	55	66
Glimmer 7	2,645	37' x 56'	15	140	100	90	44	143	55	66
Glimmer 1/2	5,016	72' x 56'	15	300	200	180	88	266	110	132
Glimmer 1/2/3	7,616	110' x 57'	15	450	300	300	132	400	110	132
Glimmer 1/2/3/4	10,266	145' x 57'	15	600	400	380	--	540	--	--
Glimmer 1/2/3/4 + Corridor	10,321	145' x 72'	15	720	520	500	--	540	--	--
Glimmer 2/3	5,396	74' x 72'	15	300	200	180	88	271	110	132
Glimmer 2/3/4	7,900	112' x 72'	15	450	300	270	132	411	110	132

	Square Footage / 	Dimensions LxW 	Chandelier / Ceiling Height 	Theater 	Banquet 	Classroom 	Boardroom 	Reception 	U-Shape 	Hollow Square 
Glimmer 3/4	5,293	75' x 72'	15	300	200	180	89	274	110	132
Glimmer 5/6	8,304	108' x 58'	15	420	340	300	--	418	--	--
Glimmer 5/6/7	10,724	145' x 58'	15	600	440	400	172	561	206	--
Glimmer 5/6/7 + Corridor	10,759	145' x 74'	15	720	550	520	--	580	--	--
Glimmer 1/2/3/4/5/6/7 + Corridor	18,786	145' x 13'	15	1,200	1,200	900	--	1,264	--	--
Flicker 1	1,691	341' x 52'	11	140	90	90	40	118	45	54
Flicker 2	1,718	34' x 49'	11	140	90	90	40	112	45	54
Flicker 3	1,941	38' x 52'	11	140	100	96	40	136	45	54
Flicker 1/2	3,425	69' x 52'	11	280	180	180	80	230	90	108
Flicker 1/2/3	5,372	108' x 52'	11	420	280	276	120	366	135	162
Flicker 2/3	3,672	74' x 52'	11	280	190	180	80	248	90	108
Flicker Foyer	1,940	168' x 9'	14	--	--	--	--	--	--	--
Dazzle	1,137	41' x 28'	9	80	70	55	36	77	40	44
Facet	1,220	44' x 28'	9	80	70	55	36	84	40	44
Glitter	1,239	45' x 29'	9	80	70	64	36	82	40	44
Shimmer	1,239	44' x 28'	9	80	70	55	36	83	40	44
Flash	1,305	44' x 29'	9	80	70	64	36	82	40	44
Whistle I	181	14' x 12'	8	--	--	--	--	--	--	--
Bubble II	424	25' x 17'	8	--	--	--	--	--	--	--
Float III	250	18' x 14'	8	--	--	--	--	--	--	--
Glide IV	128	14' x 10'	8	--	--	--	--	--	--	--
Breeze V	388	27' x 24'	8	--	--	--	--	--	--	--
Soar VI	415	27' x 24'	8	--	--	--	--	--	--	--
Conference Suite 573	714	3,010' x 28'	8	--	14	--	15	15	9	--
Conference Suite 576	610	227' x 28'	8	--	14	--	15	15	9	--
Conference Suite 579	650	2,910' x 28'	8	--	14	--	15	15	9	--
Conference Suite 582	445	182' x 28'	8	--	14	--	12	15	9	--
Conference Suite 585	694	297' x 27'	8	--	14	--	15	15	--	--

	Square Footage / 	Dimensions LxW 	Chandelier / Ceiling Height 	Theater 	Banquet 	Classroom 	Boardroom 	Reception 	U-Shape 	Hollow Square 
Conference Suite 588	548	2,211' x 26'	8	--	14	--	15	15	--	--
Conference Suite 590	430	246' x 26'	8	--	14	--	15	15	--	--
Ocean Lawn	--	0' x ' '		--	400	--	--	500	--	--
Sea Green	11,057	121' x 71'		--	200	--	--	200	--	--
Tropez Lawn	24,618	164' x 125'		--	700	--	--	1,000	--	--
La Cote Lawn	4,209	90' x 499'		--	350	--	--	450	--	--