











## The Guest House at Graceland

	Square Footage / 	Dimensions LxW 	Chandelier / Ceiling Height 	Theater 	Banquet 	Classroom 	Boardroom 	Reception 	U-Shape 	Hollow Square 
Blues Room	438	0' x ' 1	10	30	20	18	16	55	20	--
Country Room	403	0' x ' 1	10	36	24	16	12	48	0	0
Gospel Room	419	0' x ' 1	10	30	24	18	16	54	--	--
Rock Room	770	0' x ' 1	13	70	60	40	24	98	20	24
Ballroom A	4,578	0' x ' 1	17	527	240	312	56	590	60	56
Ballroom A & C-E	7,503	0' x ' 1	17	850	480	432	--	789	--	--
Ballroom A & B	7,682	0' x ' 1	17	884	480	468	--	808	--	--
Ballroom B	3,104	0' x ' 1	17	360	140	224	56	393	60	56
Ballroom C	964	0' x ' 1	17	80	40	45	32	96	28	32
Ballroom C & D	2,008	0' x ' 1	17	208	80	108	40	211	44	56
Ballroom C-E	2,925	0' x ' 1	17	304	120	180	56	307	56	56
Ballroom D	1,044	0' x ' 1	17	104	40	54	32	126	32	32
Ballroom D & E	1,962	0' x ' 1	17	176	80	108	40	206	44	56
Ballroom E	918	0' x ' 1	17	80	40	42	32	96	32	32
Grand Ballroom	10,681	0' x ' 1	17	1,224	720	840	--	1,345	--	--
Pre-Function A South	3,124	0' x ' 1	17	--	--	--	--	444	--	--
Pre-Function B East	1,001	0' x ' 1	17	--	--	--	--	132	--	--