















The Lodge & Club at Ponte Vedra Beach

| | Square Footage /  | Dimensions LxW  | Chandelier / Ceiling Height  | Theater  | Banquet  | Classroom  | Boardroom  | Reception  | U-Shape  | Hollow Square  |
|--------------------|--|--|---|---|---|---|---|---|---|---|
| Ocean Room | 2,555 | 0' x '  | | -- | 156 | -- | -- | 215 | -- | -- |
| Ocean North | 289 | 17' x 17' | | 24 | 16 | 18 | 14 | 25 | 11 | 14 |
| Ocean East | 480 | 16' x 30' | | 40 | 30 | 24 | 28 | 40 | 26 | 28 |
| Ocean South | 646 | 38' x 17' | | 60 | 40 | 40 | 34 | 50 | 31 | 34 |
| Ocean West | 1,140 | 38' x 30' | | 100 | 70 | 72 | 52 | 100 | 41 | 52 |
| Wine Room | 306 | 17' x 18' | | 24 | 16 | 18 | 14 | 16 | 11 | 14 |
| Palm Room | 1,736 | 31' x 56' | | 200 | 100 | 100 | 50 | 150 | 55 | 66 |
| Palm East | 868 | 31' x 28' | | 100 | 50 | 48 | 25 | 75 | 27 | 36 |
| Palm West | 868 | 31' x 28' | | 100 | 50 | 48 | 25 | 75 | 27 | 36 |
| Conservatory | 1,089 | 33' x 33' | | 80 | 60 | 40 | 32 | 75 | 24 | 32 |
| Palm Assembly | 1,200 | 0' x '  | | -- | -- | -- | -- | 75 | -- | -- |
| Fountain Courtyard | 2,500 | 0' x '  | | -- | -- | -- | -- | 200 | -- | -- |
| Trellis | 4,000 | 0' x '  | | -- | 150 | -- | -- | 200 | -- | -- |