



















## The Coeur d'Alene Resort

	Square Footage /	Dimensions LxW	Chandelier / Ceiling Height	Theater 	Banquet 	Classroom 	Boardroom 	Reception 	U-Shape 	Hollow Square 
Conference Center	15,168	0' x '		--	--	--	--	--	--	--
Bay 1	1,856	64' x 29'		120	96	72	50	--	--	--
Bay 2	300	64' x 50'		350	216	160	50	--	--	--
Bay 3	2,432	64' x 38'		300	176	120	50	--	--	--
Bay 4	3,200	64' x 50'		350	216	160	50	--	--	--
Bay 5	2,432	64' x 38'		300	176	120	50	--	--	--
Bay 6	2,048	64' x 32'		175	120	96	50	--	--	--
Bays 1-6 (Open)	15,168	64' x 242'		1,800	1,000	--	--	--	--	--
Casco Bay	1,564	46' x 34'		96	56	58	30	--	--	--
Kidd Island Bar	928	29' x 32'		84	56	48	30	--	--	--
North Cape Bay	896	28' x 32'		80	48	38	30	--	--	--
Beauty Bay	544	17' x 32'		30	24	25	24	--	--	--
Casco/Kidd Island	2,400	75' x 32'		180	60	106	128	--	--	--
Casco/Kidd/North Cape	3,296	10' x 32'		260	--	150	176	--	--	--
Kidd Island/North Cape	1,824	57' x 32'		164	104	60	96	--	--	96
7th Floor Boardrooms	3,692	0' x '		--	--	--	--	--	--	--
Boardroom 2	352	16' x 22'		24	20	18	24	--	--	--
Boardroom 3	352	16' x 22'		24	24	18	20	--	--	--
Boardroom 4	256	16' x 16'		18	10	--	10	--	--	--
Boardroom 5A	504	24' x 21'		40	24	18	16	--	--	--
Boardroom 5B	576	24' x 24'		45	32	24	20	--	--	--

	Square Footage / 	Dimensions LxW 	Chandelier / Ceiling Height 	Theater 	Banquet 	Classroom 	Boardroom 	Reception 	U-Shape 	Hollow Square 
Boardroom 5C	1,416	24' x 59'		110	72	54	40	--	--	--
Boardroom 5A/B/C	1,416	24' x 59'		110	72	54	40	--	--	--
Boardroom 6	256	16' x 16'		--	--	--	20	--	--	--
Boardroom 7	420	14' x 30'		--	--	--	16	--	--	--
Boardroom 8	256	16' x 16'		--	--	--	20	--	--	--
Lobby Level	10,986	0' x ' '		--	--	--	--	--	--	--
Shore	2,700	75' x 40'		30	24	18	20	--	--	--
Cabin Room	450	16' x 35'		30	24	18	20	--	--	--
Lakeview Terrace	7,836	146' x 66'		600	350	--	800	--	--	--
Mish-an-Nock	2,610	87' x 30'		--	--	--	--	--	--	--
Coeur d'Alene	2,132	82' x 26'		--	--	--	--	--	--	--
Spirit of Coeur d'Alene	1,625	65' x 25'		--	--	--	--	--	--	--
Kootenai	800	50' x 16'		--	--	--	--	--	--	--
Osprey	1,625	65' x 25'		--	--	--	--	--	--	--
Hagadone Event Center	13,300	0' x ' '		--	--	--	--	--	--	--
HEC East	3,870	0' x ' '		336	176	240	--	--	--	--
HEC West	2,400	0' x ' '		212	128	102	--	--	--	--
HEC Combined	6,270	0' x ' '		576	304	360	--	--	--	--
HEC with Terrace	13,300	0' x ' '		--	800	--	--	--	--	--