





















## Royal Sonesta New Orleans

	Square Footage / 	Dimensions LxW 	Chandelier / Ceiling Height 	Theater 	Banquet 	Classroom 	Boardroom 	Reception 	U-Shape 	Hollow Square 
Royal Conti	1,050	39' x 27'	8	70	50	50	30	60	26	30
Bourbon	680	40' x 17'	8	50	40	30	25	50	20	24
Bacchus Room	512	16' x 32'	8	30	20	20	20	30	--	--
Grand Ballroom	5,000	70' x 71'	19	700	350	300	50	600	50	500
North Ballroom	2,500	35' x 71'	19	250	150	150	50	250	50	60
South Ballroom	2,500	35' x 71'	19	250	150	150	50	250	50	60
Foyer	1,880	26' x 71'	16	--	--	--	--	120	--	--
Evangeline Suite	2,110	77' x 27'	16	100	150	80	40	200	24	30
Evangeline A	660	24' x 27'	8	30	30	24	20	40	18	24
Evangeline B	790	29' x 27'	16	40	40	40	20	50	20	24
Evangeline C	660	24' x 27'	16	30	30	24	20	40	18	24
Esplanade	350	23' x 15'	8	20	20	12	18	20	8	8
Iberville	390	25' x 15'	8	20	20	12	18	20	8	8
Regal Suite	1,150	47' x 27'	8	90	70	40	25	75	27	30
Fleur de Lis Suite	1,840	65' x 28'	10	250	160	165	50	160	24	30
Fleur de Lis A	660	23' x 28'	10	70	50	30	20	50	18	24
Fleur de Lis B	700	25' x 28'	10	80	60	40	20	60	28	30
Fleur de Lis C	420	15' x 28'	10	45	20	15	16	25	--	--
Fleur de Lis Salon	550	61' x 9'	12	--	40	--	--	35	--	--
Restaurant R'evolution	3,900	68' x 57'	11	--	180	--	--	350	--	--
The Jazz Playhouse	1,781	47' x 37'	11	--	--	--	--	125	--	--

	<b>Square Footage</b> / 	<b>Dimensions LxW</b> 	<b>Chandelier / Ceiling Height</b> 	<b>Theater</b> 	<b>Banquet</b> 	<b>Classroom</b> 	<b>Boardroom</b> 	<b>Reception</b> 	<b>U-Shape</b> 	<b>Hollow Square</b> 
Courtyard	3,400	71' x 47'		150	100	--	--	150	--	--
Acadia Suite & Terrace	2,300	100' x 23'	8	180	150	100	30	200	50	50
Teche	620	27' x 23'	8	40	50	24	20	50	20	20
Belle Grove & Terrace	500	22' x 23'	8	25	30	18	15	50	16	18
Oak Alley	500	22' x 23'	8	25	18	30	15	40	16	18
Madewood	620	27' x 23'	8	40	24	50	20	50	20	20
Board Room	590	37' x 16'	8	--	--	--	14	--	--	--
Gris Gris	500	24' x 21'	8	24	18	30	18	30	18	20
Choctaw	500	27' x 18'	8	24	18	30	15	30	18	18
Corner Suite - Level Two	413	25' x 16'	8	--	--	--	--	150	--	--
Center Suite - Level Two	310	19' x 16'	8	--	--	--	--	80	--	--
Corner Suite - Level Three	413	25' x 16'	8	--	--	--	--	150	--	--
Center Suite - Level Three	310	19' x 16'	8	--	--	--	--	80	--	--