









































Seaport Hotel & World Trade Center

	Square Footage / 	Dimensions LxW 	Chandelier / Ceiling Height 	Theater 	Banquet 	Classroom 	Boardroom 	Reception 	U-Shape 	Hollow Square 
Plaza Ballroom	7,524	114' x 66'	16	700	648	336	80	750	96	112
Rear Screen	--	0' x '		650	450	315	--	--	--	--
Dance Floor	--	0' x '		--	480	--	--	--	--	--
Plaza A	2,310	35' x 66'	16	192	168	120	48	200	54	64
Plaza B	2,772	42' x 66'	16	240	240	245	54	250	54	64
Plaza C	2,808	36' x 78'	16	240	228	138	48	250	54	64
Plaza A & B	5,082	77' x 66'	16	480	408	220	56	450	84	96
Plaza B & C	5,148	78' x 66'	16	500	468	280	56	500	84	96
Plaza Meeting Room	246	10' x 24'	16	--	--	--	10	--	--	--
Plaza Ballroom Lobby	3,722	20' x 192'	16	--	--	--	--	--	--	--
Lighthouse I	4,687	62' x 75'	10	220	300	--	--	350	--	--
Lighthouse II	1,428	51' x 28'	9	80	96	--	25	100	20	24
Constitution	1,254	33' x 38'	9	130	108	60	32	130	34	40
Liberty	902	41' x 22'	9	88	72	30	32	80	32	37
Liberty A	451	20' x 22'	9	40	36	15	16	40	16	21
Liberty B	451	20' x 22'	9	40	36	15	16	40	16	21
Seaport Ballroom	3,822	98' x 39'	10	420	336	219	16	450	16	21
Rear Screen	--	0' x '		360	240	180	--	--	--	--
Dance Floor	--	0' x '		--	220	--	--	--	--	--
Seaport A	1,248	32' x 39'	10	125	108	60	32	130	40	48
Seaport B	1,677	43' x 39'	10	216	156	96	32	220	44	56

	Square Footage / 	Dimensions LxW 	Chandelier / Ceiling Height 	Theater 	Banquet 	Classroom 	Boardroom 	Reception 	U-Shape 	Hollow Square 
Seaport C	897	23' x 39'	10	64	50	24	28	60	21	32
Seaport A & B	2,925	75' x 39'	10	340	264	156	56	350	68	80
Seaport B & C	2,574	66' x 39'	10	280	206	120	50	280	52	58
Flagship	1,868	0' x ' '		--	144	--	--	170	--	--
Flagship A	1,292	34' x 38'	11	130	108	60	32	130	34	40
Flagship B	576	16' x 36'	11	42	36	27	24	40	26	28
Action Kitchen	2,196	47' x 56'	9	--	30	--	--	50	--	--
Aura	2,595	46' x 78'	9	--	140	--	--	175	--	--
Magnum	--	0' x ' '		--	60	--	--	100	--	--
Magnum A	351	12' x 27'	9	--	--	--	--	--	--	--
Magnum B	621	23' x 27'	9	--	--	--	--	--	--	--
TAMO Loft	500	26' x 16'	9	--	--	--	--	--	--	--
TAMO Terrace	1,040	13' x 80'		--	20	--	--	50	--	--
Larkin Boardroom	229	12' x 15'	8	--	6	--	--	--	--	--
Business Center Boardroom	165	15' x 10'	8	--	8	--	--	--	--	--
Harborview Ballroom	5,880	60' x 98'	12	560	480	348	80	550	98	116
Rear Screen	--	0' x ' '		470	384	276	--	--	--	--
Dance Floor	--	0' x ' '		--	408	--	--	--	--	--
Harborview I	1,740	60' x 29'	12	150	120	90	38	180	50	60
Harborview II	2,400	60' x 40'	12	216	180	135	38	200	53	63
Harborview III	1,740	60' x 29'	12	156	120	94	38	180	50	60
Harborview I & II	4,140	60' x 69'	12	366	360	225	54	380	72	90
Harborview II & III	4,140	60' x 69'	12	372	360	231	54	380	72	90
Atrium Lobby	8,500	88' x 139'		--	--	--	--	--	--	--
Harborside	270	15' x 18'	9	24	24	12	12	25	9	12
Headhouse Concourse	7,316	62' x 118'	45	--	600	--	--	--	--	--
Boulevard of Flags	92,163	897' x 358'		--	--	--	--	5,000	--	--
Cityview Ballroom	5,820	95' x 57'	15	550	468	264	80	500	92	104

	Square Footage / 	Dimensions LxW 	Chandelier / Ceiling Height 	Theater 	Banquet 	Classroom 	Boardroom 	Reception 	U-Shape 	Hollow Square 
Rear Screen	--	0' x '		330	264	200	--	--	--	--
Dance Floor	--	0' x '		--	384	--	--	--	--	--
Cityview I	3,534	62' x 57'	15	350	288	186	48	300	60	72
Cityview II	2,286	33' x 57'	15	200	180	96	48	180	56	64
Skyline	1,216	19' x 64'	9	80	72	48	53	80	56	58
North End	469	13' x 35'	9	40	36	18	24	40	--	--
South End	592	16' x 35'	9	60	48	32	24	50	27	30
Fort Point	286	13' x 22'	9	20	20	12	8	20	--	--
Dartmouth	336	16' x 21'	9	30	24	15	12	25	15	18
Amphitheatre	5,654	0' x '	25	394	--	394	--	--	--	--
Back Bay Complex	1,100	44' x 25'	8	90	96	60	32	100	37	42
Back Bay 1	550	22' x 25'	8	40	48	27	16	50	21	26
Back Bay 2	550	22' x 25'	8	40	48	27	16	50	21	26
Tremont	342	19' x 18'	8	20	24	12	12	15	13	16
Federal Complex	850	25' x 34'	8	80	72	45	24	70	29	34
Federal 1	425	25' x 17'	8	36	36	18	21	35	24	26
Federal 2	425	25' x 17'	8	36	36	18	21	35	24	26
Washington	513	19' x 27'	9	30	36	24	24	40	21	24
Congress Boardroom	782	46' x 17'	8	--	--	--	20	--	--	--
Waterfront Ballroom	5,546	94' x 59'	10	460	432	276	40	400	52	64
Rear Screen	--	0' x '		360	276	172	--	--	--	--
Dance Floor	--	0' x '		--	324	--	--	--	--	--
Waterfront 1	1,475	25' x 59'	10	135	120	90	40	120	48	56
Waterfront 2	2,301	39' x 59'	10	196	180	120	40	170	52	64
Waterfront 3	1,652	28' x 59'	10	168	120	120	40	130	48	56
Waterfront 1A	450	18' x 25'	10	42	36	24	16	--	12	24
Waterfront 1B	475	19' x 25'	10	48	48	24	16	--	12	32
Waterfront 1C	525	21' x 25'	10	48	48	24	16	--	14	32

	Square Footage / 	Dimensions LxW 	Chandelier / Ceiling Height 	Theater 	Banquet 	Classroom 	Boardroom 	Reception 	U-Shape 	Hollow Square 
Waterfront 1AB	--	0' x '		90	84	54	29	--	30	37
Waterfront 1BC	--	0' x '		100	96	63	32	--	33	40
Beacon Hill Complex	2,100	50' x 42'	11	220	168	108	30	160	36	42
Beacon Hill 1	1,050	25' x 42'	11	126	84	60	30	90	36	42
Beacon Hill 2	510	20' x 25'	11	40	36	18	18	50	24	30
Beacon Hill 3	535	21' x 25'	11	50	48	24	18	60	24	30
Beacon Hill 2 & 3	1,050	42' x 25'	11	120	72	42	30	80	36	42
Cambridge Complex	1,128	47' x 24'	11	120	96	69	36	100	42	48
Cambridge 1	564	23' x 24'	11	50	48	27	18	50	24	30
Cambridge 2	564	23' x 24'	11	50	48	27	18	50	24	30
Commonwealth Complex	44,600	115' x 360'	18	--	--	--	--	--	--	--
Salon A	10,400	0' x '		--	--	--	--	--	--	--
Salon B	7,200	0' x '		--	--	--	--	--	--	--
Salon C	7,200	0' x '		--	--	--	--	--	--	--
Salon D	10,200	0' x '		--	--	--	--	--	--	--
Salon E	9,600	0' x '		--	--	--	--	--	--	--