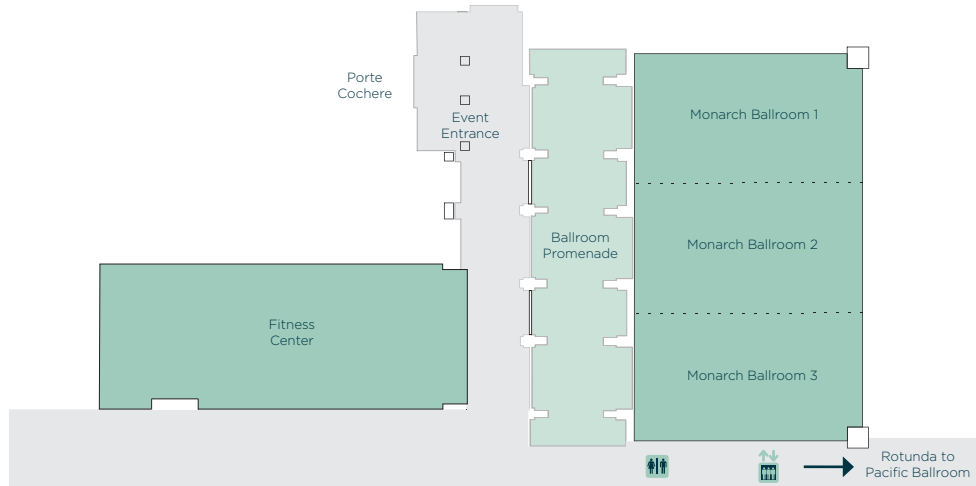


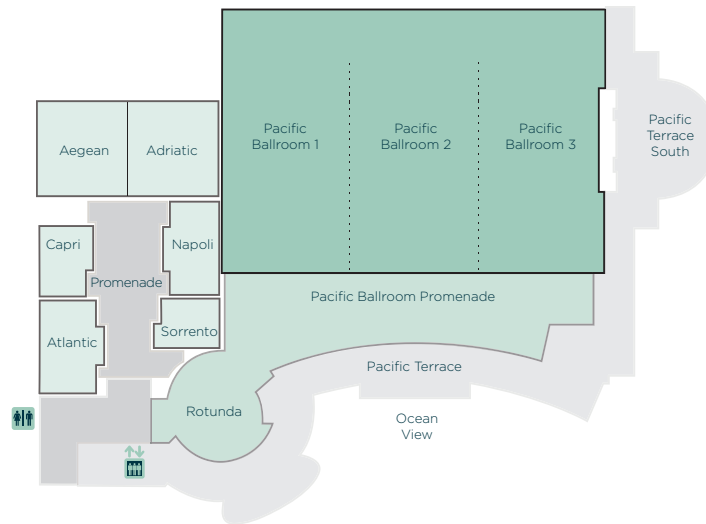
5TH FLOOR - LOBBY LEVEL



| | Dimensions | | | Capacities | | | | | | |
|-------------------------------|------------|----------------|----------------|------------|-----------|--------|------------|-----------|---------|---------|
| | Room Size | Square Footage | Ceiling Height | Banquet | Classroom | Dinner | Conference | Reception | Theater | U-Shape |
| Monarch Ballroom* | 57'x102' | 5,800 | 17.6' | 450 | 300 | 300 | | 600 | 504 | 81 |
| Monarch 1 | 57'x34' | 1,938 | 17.6' | 140 | 108 | 132 | 48 | 200 | 182 | 48 |
| Monarch 2 | 57'x34' | 1,938 | 17.6' | 140 | 108 | 132 | 48 | 200 | 182 | 48 |
| Monarch 3 | 57'x34' | 1,938 | 17.6' | 140 | 108 | 132 | 48 | 200 | 182 | 48 |
| Monarch Promenade | | 2,240 | 13' | 204 | | | | 270 | | |
| Stonehill Private Dining Room | 25'x12' | 300 | | | | 24 | | | | |

*Low point of ceiling is 14'10"

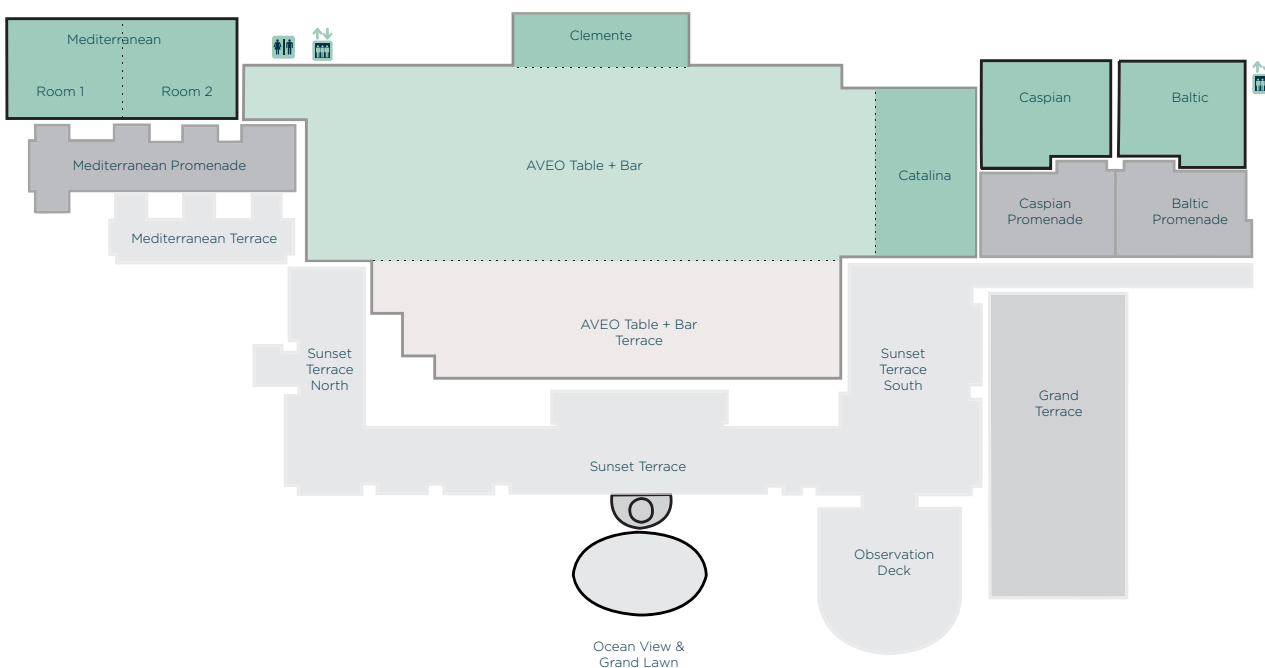
PACIFIC BALLROOM & THIRD FLOOR MEETING SPACE



| | Dimensions | | | Capacities | | | | | | |
|----------------------|-------------|----------------|----------------|------------|-----------|--------|------------|-----------|---------|---------|
| | Room Size | Square Footage | Ceiling Height | Banquet | Classroom | Dinner | Conference | Reception | Theater | U-Shape |
| Pacific Ballroom* | 90'x134' | 12,000 | 21' | 750 | 600 | 540 | | 1,200 | 1,565 | 270 |
| Pacific Ballroom 1 | 90'x44' | 4,000 | 21' | 210 | 200 | 180 | 102 | 375 | 500 | 75 |
| Pacific Ballroom 2 | 90'x44' | 4,000 | 21' | 210 | 200 | 180 | 102 | 375 | 500 | 75 |
| Pacific Ballroom 3 | 90'x44' | 4,000 | 21' | 210 | 200 | 180 | 102 | 375 | 500 | 75 |
| Pacific Promenade | | 2,590 | 15' | 28 | | | | 540 | | |
| Capri Boardroom** | 18'x24' | 480 | 14.6' | | | | 10 | | | |
| Napoli Boardroom** | 17'x32.6' | 552 | 14.6' | | | | 15 | | | |
| Sorrento Boardroom** | 16.6'x20' | 330 | 14.6' | | | | 8 | | | |
| Adriatic | 32'x32' | 1,024 | 13' | 50 | 36 | 40 | 26 | 60 | 60 | 27 |
| Aegean | 32'x32' | 1,024 | 13' | 50 | 36 | 40 | 26 | 60 | 60 | |
| Atlantic | 20.6'x32.6' | 665 | 14.6' | 30 | 33 | 80 | 20 | 40 | 50 | 24 |

*Low point of ceiling is 14'10" **Existing boardroom setup

THIRD FLOOR MEETING SPACE



Dimensions

Capacities

| | Room Size | Square Footage | Ceiling Height | Banquet | Classroom | Dinner | Conference | Reception | Theater | U-Shape |
|-----------------|-----------|----------------|----------------|---------|-----------|--------|------------|-----------|---------|---------|
| Baltic | 23'x28.5' | 655 | 14.6' | 48 | 30 | | 18 | 50 | 50 | 21 |
| Caspian | 23'x28.5' | 655 | 14.6' | 48 | 30 | | 18 | 50 | 50 | 21 |
| Mediterranean | 23'x52' | 1,196 | 14.6' | 102 | 57 | 60 | 48 | 120 | 100 | 48 |
| Mediterranean 1 | 23'x16' | 368 | 14.6' | 30 | 18 | 40 | 18 | 30 | 40 | 15 |
| Mediterranean 2 | 23'x36' | 828 | 14.6' | 72 | 39 | 40 | 30 | 90 | 50 | 30 |
| Catalina | | 649 | | 40 | | | | 60 | | |
| Clemente | | | | | | 16 | | 16 | | |

WINE CELLAR & CLUB 19

Dimensions

Capacities

| | Room Size | Square Footage | Ceiling Height | Banquet | Classroom | Dinner | Conference | Reception | Theater | U-Shape |
|--------------|-----------|----------------|----------------|---------|-----------|--------|------------|-----------|---------|---------|
| Wine Cellar* | | 1,950 | 12.7" | 50 | | 40 | | 70 | | |
| Wine Terrace | | 950 | | 30 | | | | 70 | | |
| Club 19 | 25'x50' | 1,350 | 17' | 100 | 51 | 80 | 36 | 75 | 86 | 42 |
| Links Patio | 25'x50' | 1,250 | 17' | 120 | | 110 | | 75 | | |

*Lowest ceiling height 9'4"

OUTDOOR/PUBLIC

Capacities

| | Square Footage | Banquet | Reception | Theater |
|-----------------------|----------------|---------|-----------|---------|
| Grand Lawn | TBD | TBD | TBD | TBD |
| Pacific Lawn | 6,500 | 430 | | 900 |
| Pacific Terrace | 1,300 | | 80 | |
| Pacific Terrace South | 1,350 | 90 | 100 | |
| Sunset Terrace | 3,000 | 80 | 140 | |
| Observation Deck | 1,120 | 50 | | |
| Botanical Lawn North | 10,800 | 400+ | | |
| Botanical Lawn South | 47,900 | 800+ | | |
| Botanical Garden | 400 | | 60 | 120 |